The Magnetic Pulser

Model MPG3 Manual

CONTENTS

WELCOME TO SOTA 2

BEFORE USING 2

LEARN MORE 2

COMPLETE UNIT INCLUDES 2

DO NOT USE 3

CAUTIONS 3

SUMMARY OF LIGHTS 4

HOW TO USE THE MAGNETIC PULSER. 4

- How It Should Feel 5
- Typical Use 5

ELECTRICAL SPECIFICATIONS 6

REPLACEMENT ACCESSORIES 6

WARRANTY 6

REPAIRS 6

© 2000-2026 SOTA Instruments Inc.

WELCOME TO SOTA

Thank you for allowing us to be a part of your Wellness Team.

The Magnetic Pulser is a consumer product designed to be used as part of a Wellness Lifestyle. A commitment to healthy lifestyle choices is an important factor in the journey to Wellness.

The SOTA Magnetic Pulser generates pulsed magnetic fields which create microcurrents of electricity that work with the body's natural electricity for general health and well-being.

The Magnetic Pulser is designed to be used independently, but can also be used together with any of the SOTA Products.

With proper care, your Magnetic Pulser should provide you many years of trouble-free use.

Please understand that results will vary.

BEFORE USING

Please read the manual thoroughly before using your Magnetic Pulser.

We have made every effort to ensure the information in your manual is up-to-date at the time of printing ... since that time however, new information may have become available. For the most up-to-date manual, please visit our website **www.sota.com/manuals**.

LEARN MORE

To learn more about the Magnetic Pulser we invite you to visit the SOTA website:

www.sota.com

The website offers Videos, Frequently Asked Questions, *The SOTA Wellness Program Guide*, SOTA News ... and more.

COMPLETE UNIT INCLUDES

- One (1) Magnetic Pulser Unit
- One (1) Wall Adaptor
- One (1) Product Manual

© 2000-2026 SOTA Instruments Inc.

DO NOT USE

1. Do not use with a pacemaker. With the permission of your physician, it may be safe to use below the waist.
2. Do not use in the following situations as safety has not been explored:
   a. In the case of pregnancy.
   b. In the area of an implanted device such as a shunt, etc.
   c. In the area of external or internal bleeding wounds, including menstruation.
   d. In the area of a metal implant. The metals may absorb heat and could cause discomfort or a burn. Metal dental fillings are rarely affected.
3. As with all electrical products do not use near water, when driving a car or when operating heavy equipment.

CAUTIONS

1. If you experience nerve pain or an increase in nerve pain while using the unit, please discontinue using in the area of pain.
2. Caution is advised when using heat-producing or heat-sensitive ointments, lotions or medications as a skin burn may occur.
3. When in use, please ensure there is proper airflow around the head of the paddle. With normal use, the Hand Paddle will become very warm to hot. If it feels uncomfortable, turn the unit OFF and allow it to cool before resuming use to prevent a skin burn.
4. To prevent damage or loss of information, keep away from homeopathic remedies, credit cards, security cards and key fobs. Also from electronic equipment—hard drives, hearing aids, cell phones, tablets and others.
5. Always operate with the unit on a hard, flat surface so the vent holes are not impeded.
6. While this technology is generally considered safe, there exists potential for rare individual reactions that cannot reasonably be foreseen. Therefore, your use of the SOTA Products constitutes your agreement that you are responsible for your decision to use the technology and that you hold SOTA harmless for any injuries or damage believed to arise from using the SOTA Products.

© 2000-2026 SOTA Instruments Inc.

SUMMARY OF LIGHTS

GREEN: Indicates the unit is ON, the pulse is building and the pulse is released.

RED: Indicates the cycle is completed.

HOW TO USE THE MAGNETIC PULSER

1. Insert the power plug from the AC-DC Wall Adaptor into the unit and plug the adaptor into an electrical outlet.
2. Move the toggle switch to the ON position.

   The GREEN lights come on sequentially indicating the pulse is building. When the last GREEN light is lit, the Pulsed Magnetic Field is released from the Hand Paddle. A click may or may not be heard when the pulse is released.

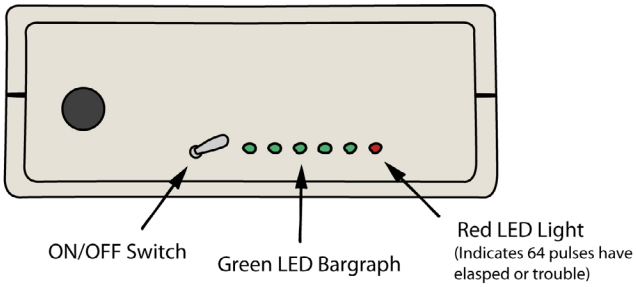

3. The head of the Hand Paddle should be located on or as close to the body as possible. It does not need to touch the skin as clothing will not interfere with the magnetic field.

   Note: The Pulsed Magnetic Field is measurable up to nine inches.

4. When a cycle finishes (approx. 5 minutes), the RED light will come on. Turn the unit OFF by moving the toggle switch the OFF position. To continue with another cycle, turn the unit on again.

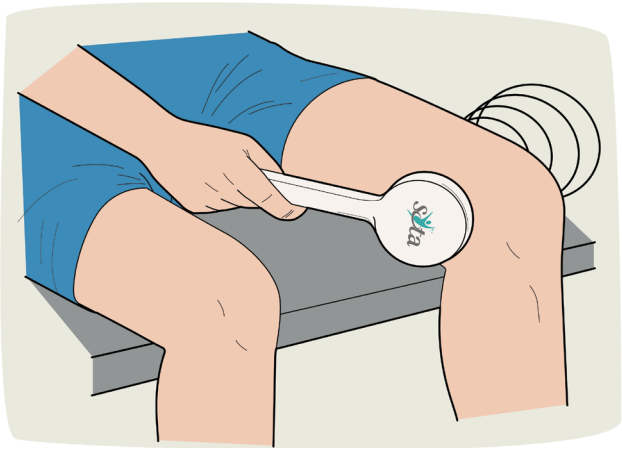

5. To turn the unit OFF before the end of a cycle, move the toggle switch to the OFF position.
6. ***Unplug the Wall Adaptor*** when not in use.

© 2000-2026 SOTA Instruments Inc.

HOW IT SHOULD FEEL

Most individuals will not feel any sensation while using the Magnetic Pulser.

With normal use, the Hand Paddle will become very warm to hot. If it feels uncomfortable, turn the unit OFF and allow it to cool before continuing.

Another option is to place something between you and the Hand Paddle, like a single layer of towel or blanket, always ensuring there is proper airflow around the head of the paddle.

To cool the Hand Paddle faster - use an ice pack or two. Apply an ice pack to the paddle face (you can even apply two – one for each side of the paddle). The face of the Hand Paddle is brought back to a comfortable temperature quickly and efficiently.

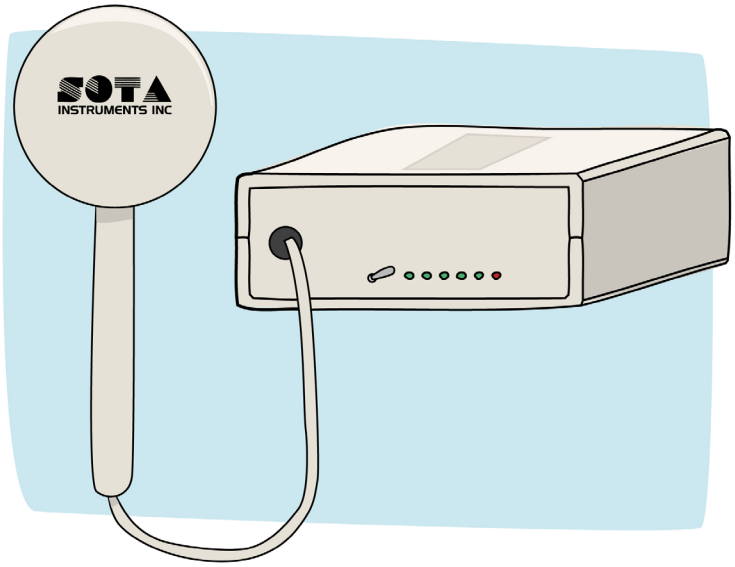

TYPICAL USE

Wellness Program: To use as part of the *SOTA Wellness Program* the Guide is available at: **www.sota.com/wellness** and includes charts for suggested Pulse Point Locations.

General Use:

- **Length of Session:** Daily use can vary from 25 minutes to two hours or more.
- **Length of Use:** We suggest following the SOTA Wellness Program for 6 to 12 months. Generally, the Magnetic Pulser can be used as needed. For specific purposes, longer and more frequent sessions may be helpful.
- **Placement:** Refer to the Pulse Point Location Charts for guidance. The Magnetic Pulser can also be used to target specific locations. It may also be moved at any time to a different location.

Drink plenty of water: It is important to drink enough water when using the unit. Drinking ozonated water is especially helpful.

Stop Gradually: Reduce the amount of time each day for the last week of use. If using more than one SOTA unit at a time, it is suggested to stop only one unit at a time.

© 2000-2026 SOTA Instruments Inc.

ELECTRICAL SPECIFICATIONS

Your Magnetic Pulser outputs a *time-variant pulsed DC magnetic field.*

POWER REQUIREMENTS

12 Volts DC @ minimum 1.5 Amps, **Tip or Center Positive.**

Caution: Exceeding the voltage rating or reverse connection may result in injury or unit failure. This will **void** the warranty.

OPTIONAL POWER INPUT

To operate the Magnetic Pulser from a 12 Volt DC source, such as an automobile battery or an appropriate Solar Panel, purchase a Universal Power Cord with **Tip or Center Positive polarity**.

OUTPUT SPECIFICATIONS

Magnetic Field Intensity: Greater than 6000 Gauss at face of the Hand Paddle as tested with an F.W.Bell 5080 Tesla Meter.

Pulse Duration: ~2.5 mS (milliseconds)

Pulses per Cycle: 64 pulses (approx. 5 minutes)

REPLACEMENT ACCESSORIES

To replace your accessories, please contact your supplier.

WARRANTY

The Magnetic Pulser Model MPG3 is covered by a two (2) year parts and labor warranty on all internally mounted components. Please keep proof of purchase. Warranty is void if the failure is due to abuse or negligence.

REPAIRS

Please contact your supplier for return instructions. For information about your closest repair depot, contact repairs@sota.com or call 1.250.770.2023 or 1.800.224.0242 (toll-free in Canada & USA).

Designed, Engineered and Made in Canada.

• The SOTA units are consumer products designed to be used as part of a Wellness Lifestyle • The SOTA units are not medical devices nor are they intended to diagnose, treat or cure any medical or health condition • The use, safety or effectiveness of the SOTA units has not been approved by any government agency • Please consult a health practitioner for any medical or health condition • Results using the SOTA Products will vary for each person • Please note that all purchases of SOTA Products are deemed to be made in Penticton, BC, Canada •

© 2000-2026 SOTA Instruments Inc.